

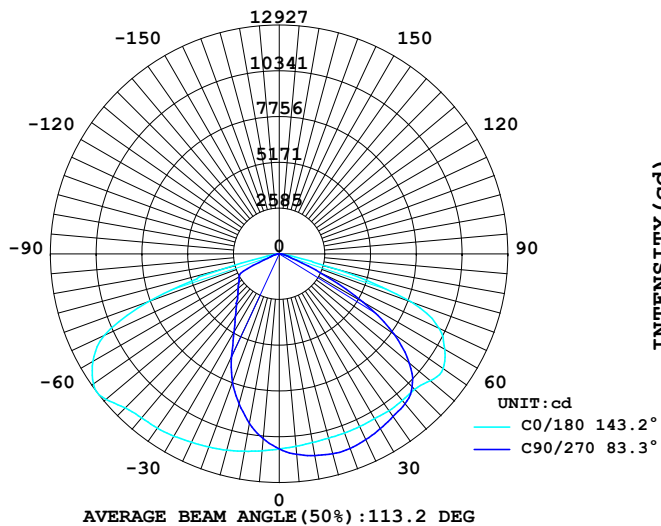
# LUMINAIRE PHOTOMETRIC TEST REPORT

Report number:

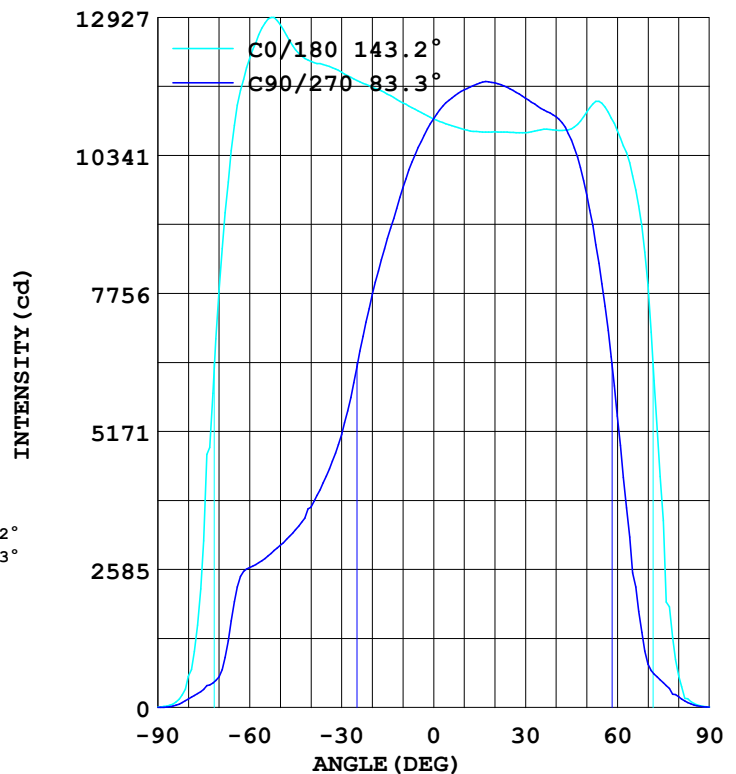
MANUFACTURER: ILUMEN GMBH	Address:	
NAME: Klose	TYPE: IL-FL19-N24040-TY3	WEIGHT:
SPECIFICATION: 2835LED、4000K、80X150deg	DIMENSION:	SERIAL No.:

DATA OF LAMP		Imax(cd)	13558	S/MH (C0/180)	1.66
MODEL		EFFICIENCY (%)	100.0	S/MH (C90/270)	0.84
NOMINAL POWER(W)	240	TOTAL FLUX(lm)	35926	Voltage(V)	230.3
RATED VOLTAGE (V)	230	EFFICIENCY (lm/W)	149.8	Current(A)	1.055
NOMINAL FLUX(lm)	35926.4	$\eta$ up (%)	0.0	Power(W)	239.8
LAMPS QUANTITY	1	$\eta$ down (%)	100.0	Power Factor (PF)	0.987
TEST VOLTAGE (V)	230.4	Effective Flux(lm)	35926.4	EEI	0.100

LUMINOUS INTENSITY DISTRIBUTION



LUMINOUS INTENSITY DISTRIBUTION



Test System:  
 Temperature: 25.3 DEG  
 Operators:  
 Test Date: 2024.11.21

Test Set: 6.0deg/s C-Gamma (TYPE C)  
 Humidity: 65.0%  
 Test Distance: 10.000 m  
 Remarks:

---

## Color Temperature Data List

Report number:

MANUFACTURER: ILUMEN GMBH	Address:	
NAME: Klose	TYPE: IL-FL19-N24040-TY3	WEIGHT:
SPECIFICATION: 2835LED、4000K、80X150deg	DIMENSION:	SERIAL No.:

---

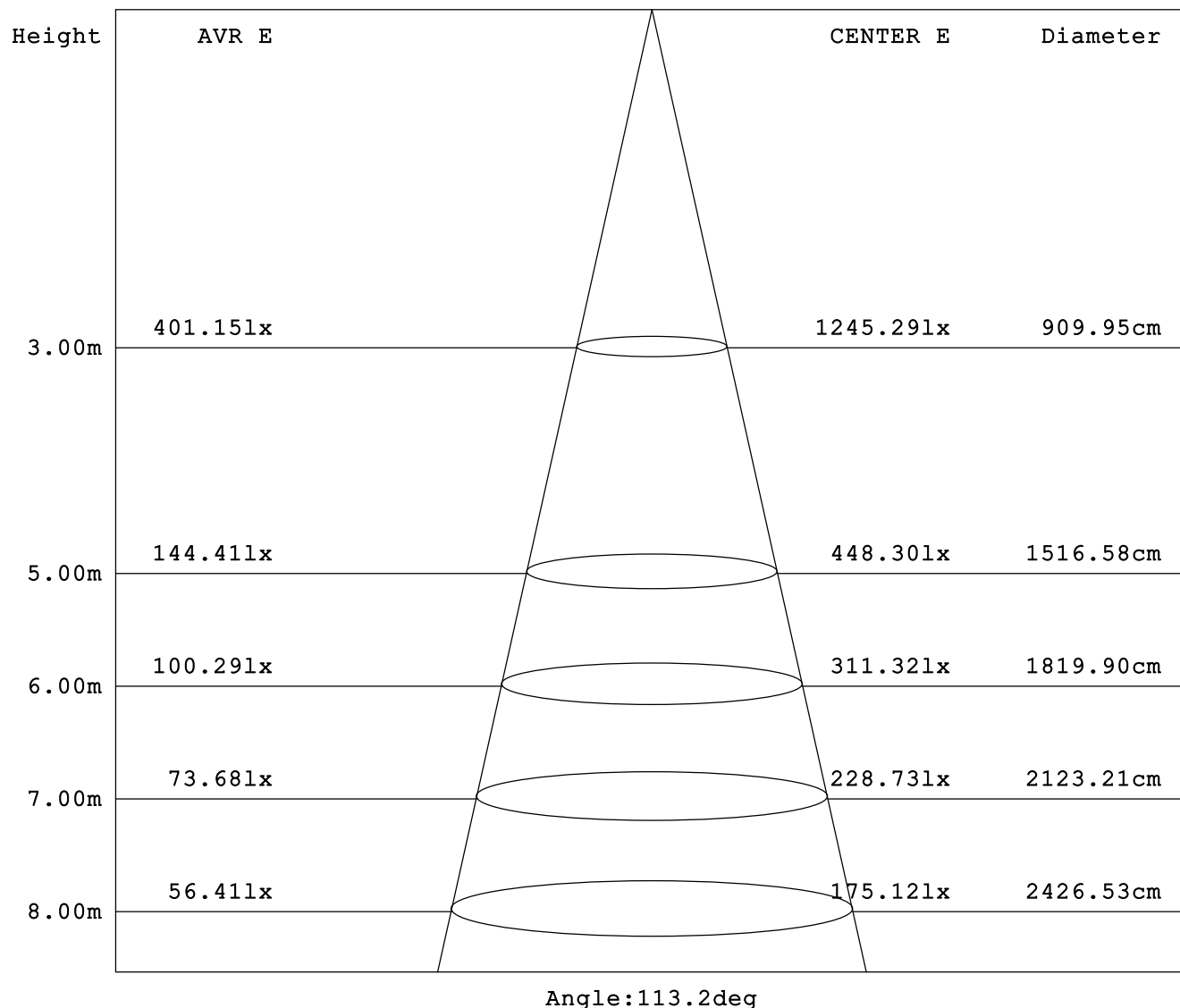
Test System:  
Temperature: 25.3DEG  
Operators:  
Test Date: 2024.11.21

Test Set: 6.0deg/s C-Gamma (TYPE C)  
Humidity: 65.0%  
Test Distance: 10.000 m  
Remarks:

## AVERAGE AND CENTER E Figure

Report number:

MANUFACTURER: ILUMEN GMBH	Address:	
NAME: Klose	TYPE: IL-FL19-N24040-TY3	WEIGHT:
SPECIFICATION: 2835LED、4000K、80X150deg	DIMENSION:	SERIAL No.:



Test System:  
Temperature: 25.3DEG  
Operators:  
Test Date: 2024.11.21

Test Set: 6.0deg/s C-Gamma (TYPE C)  
Humidity: 65.0%  
Test Distance: 10.000 m  
Remarks:

## ZONAL FLUX DIAGRAM

Report number:

MANUFACTURER: ILUMEN GMBH	Address:	
NAME: Klose	TYPE: IL-FL19-N24040-TY3	WEIGHT:
SPECIFICATION: 2835LED、4000K、80X150deg	DIMENSION:	SERIAL No.:

γ	C0	C45	C90	C135	C180	C225	C270	C315	γ	Zone	total
5.0	1117	1077	1049	1058	1091	1121	1137	1140	0- 5	263.1	263.1
10.0	1133	1044	973.0	1007	1082	1130	1157	1168	5- 10	781.9	1045
15.0	1149	999.8	878.8	944.3	1078	1137	1169	1189	10- 15	1278	2323
20.0	1162	948.0	774.0	882.7	1078	1139	1170	1206	15- 20	1742	4065
25.0	1174	883.0	638.1	810.7	1077	1141	1159	1216	20- 25	2159	6224
30.0	1190	810.5	510.9	729.9	1077	1135	1141	1218	25- 30	2515	8739
35.0	1203	722.9	433.1	631.1	1082	1126	1122	1215	30- 35	2815	11554
40.0	1210	604.1	374.7	509.6	1082	1115	1106	1209	35- 40	3074	14628
45.0	1232	476.3	332.7	401.1	1084	1103	1063	1201	40- 45	3291	17920
50.0	1279	374.9	303.7	331.0	1115	1087	959.5	1184	45- 50	3465	21385
55.0	1282	299.9	279.3	280.5	1131	1060	793.6	1146	50- 55	3567	24952
60.0	1216	260.0	262.0	238.1	1080	976.9	545.8	1058	55- 60	3463	28415
65.0	1090	215.9	197.9	202.7	995.6	795.6	252.0	872.7	60- 65	3096	31511
70.0	780.3	149.3	57.20	146.2	791.5	478.7	81.12	534.6	65- 70	2409	33919
75.0	312.3	54.00	34.15	50.22	349.9	117.7	46.55	132.3	70- 75	1415	35334
80.0	58.17	17.62	15.94	16.50	59.21	26.86	20.18	28.59	75- 80	487.1	35821
85.0	6.397	4.992	2.589	4.405	7.433	6.831	4.701	7.182	80- 85	91.45	35912
90.0	0.969	0.978	0.324	0.977	1.018	0.422	0.733	0.360	85- 90	13.88	35926
95.0									90- 95		
100.0									95-100		
105.0									100-105		
110.0									105-110		
115.0									110-115		
120.0									115-120		
125.0									120-125		
130.0									125-130		
135.0									130-135		
140.0									135-140		
145.0									140-145		
150.0									145-150		
155.0									150-155		
160.0									155-160		
165.0									160-165		
170.0									165-170		
175.0									170-175		
180.0									175-180		
DEG	LUMINOUS INTENSITY:×10cd									UNIT:lm	

Test System:  
 Temperature:25.3DEG  
 Operators:  
 Test Date:2024.11.21

Test Set: 6.0deg/s C-Gamma (TYPE C)  
 Humidity:65.0%  
 Test Distance:10.000 m  
 Remarks:

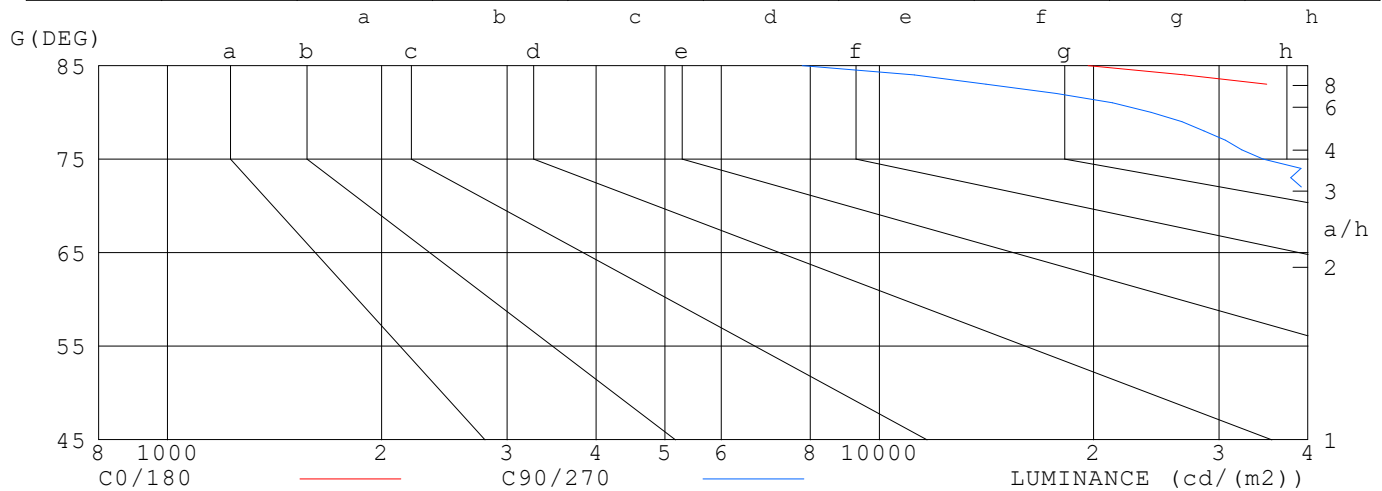
## LUMINANCE LIMITATION CURVES

Report number:

MANUFACTURER: ILUMEN GMBH	Address:	
NAME: Klose	TYPE: IL-FL19-N24040-TY3	WEIGHT:
SPECIFICATION: 2835LED、4000K、80X150deg	DIMENSION:	SERIAL No.:

### LUMINANCE LIMITATION CURVES

GLARE	CLASS	ILLUMINANCE (lx)							
1.15	A	2000	1000	500	<=300				
1.50	B		2000	1000	500	<=300			
1.85	C			2000	1000	500	<=300		
2.20	D				2000	1000	500	<=300	
2.55	E					2000	1000	500	<=300



LUMINANCE cd/(m2)		
G (DEG)	C0/180	C90/270
85	19639	7794
80	89641	24090
75	322866	34621
70	610472	43879
65	690307	122870
60	650662	137506
55	598146	127776
50	532462	123960
45	466097	123474

Test System:  
 Temperature: 25.3 DEG  
 Operators:  
 Test Date: 2024.11.21

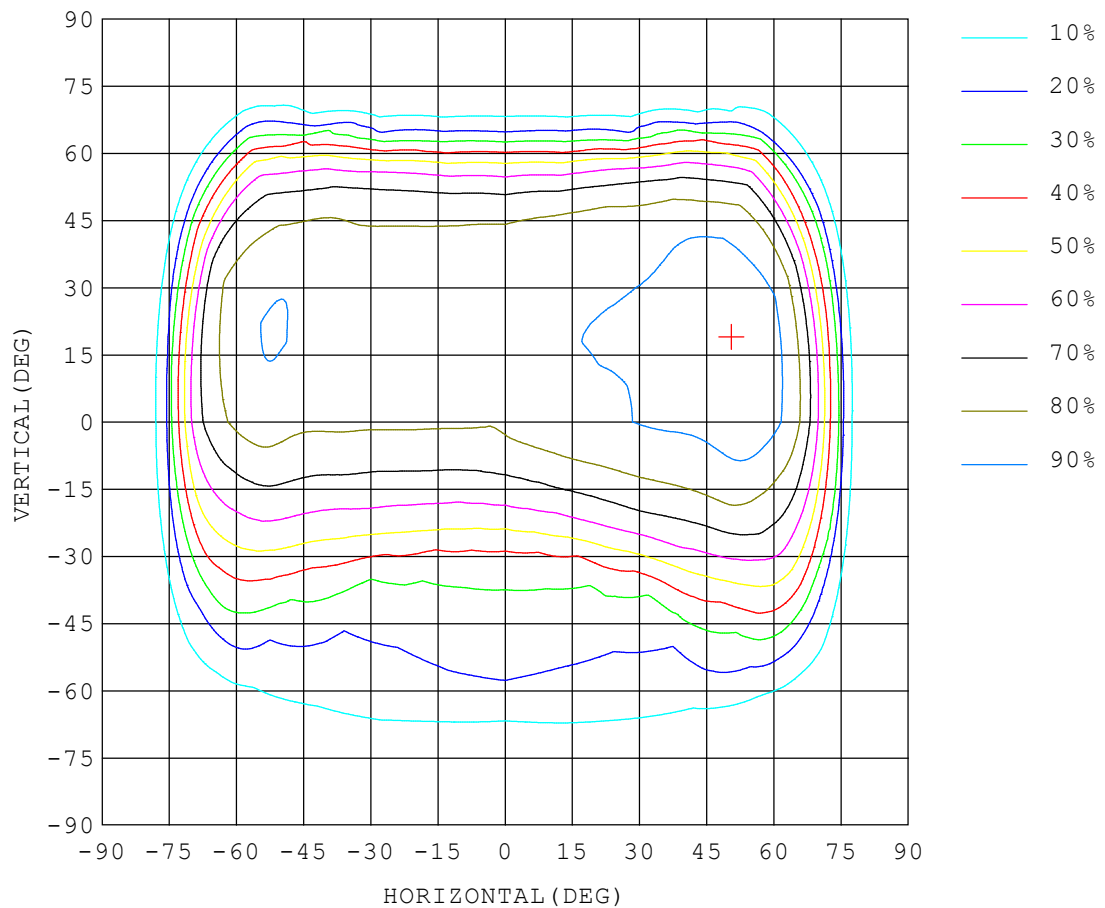
Test Set: 6.0 deg/s C-Gamma (TYPE C)  
 Humidity: 65.0%  
 Test Distance: 10.000 m  
 Remarks:

## ISOCANDELA DIAGRAM

Report number:

MANUFACTURER: ILUMEN GMBH	Address:	
NAME: Klose	TYPE: IL-FL19-N24040-TY3	WEIGHT:
SPECIFICATION: 2835LED、4000K、80X150deg	DIMENSION:	SERIAL No.:

UNIT: cd



Test System:  
Temperature: 25.3 DEG  
Operators:  
Test Date: 2024.11.21

Test Set: 6.0 deg/s C-Gamma (TYPE C)  
Humidity: 65.0%  
Test Distance: 10.000 m  
Remarks: